















Cumulus Platform Hardware Compatibility

Intrinsically Safe Manual Torque Wrenches

Manufacturer	Model	Range Nm (ft-lb)	Head Type	Drive Size
	CTECHW1UA135	7-135 (5-99)	9x12 ISO Shank	3/8" Square Ratchet
	CTECHW1UB400	20-400 (15-295)	14x18 ISO Shank	1/2" Square Ratchet
	CTECHW1UR650	33-650 (24-479)	Sealed Fixed Ratchet	3/4" Square Ratchet

Manual Torque Wrenches

Manufacturer	Model	Range Nm (ft-lb)	Head Type	Drive Size
	CTECHWANM30	2-30 (2-22)	9x12 ISO Shank	3/8" Square Ratchet
	CTECHWAN135A	7-135 (5-99)	9x12 ISO Shank	3/8" Square Ratchet
	CTECHWBN340A	17-340 (13-250)	14x18 ISO Shank	1/2" Square Ratchet
	CTECH4WRN650	33-650 (24-479)	Sealed Fixed Ratchet	3/4" Square Ratchet
	CTECHW4R600A	41-813 (30-600)	Sealed Fixed Ratchet	3/4" Square Ratchet
	130512/130513	5-100 (4-73)	9x12 ISO Shank	3/8" Square Ratchet
	130514	10-200 (8-147)	14x18 ISO Shank	1/2" Square Ratchet
	130515	17-340 (13-250)	14x18 ISO Shank	1/2" Square Ratchet
	130516	40-800 (30-590)	Sealed Fixed Ratchet	3/4" Square Ratchet





Cumulus Platform Hardware Compatibility

Electric Torque Tools

Manufacturer	Model	Range ft-lb	Weight lbs.	Drive Size
HYTORC®	LST-0700	35-700	11.7	3/4" Square
HYTORC®	LST-1200	60-1200	12	3/4" Square
HYTORC®	LST-2000	100-2000	16.6	1" Square
HYTORC®	LST-3000	150-3000	17.7	1" Square
HYTORC®	LST-5000	200-5000	22.4	1 1/2" Square
HYTORC®	LIONGUN-.25-BSM	25-250	7.3	1/2" Square
HYTORC®	LIONGUN-.7-BSM	70-700	8.3	3/4" Square
	EBT-52	118-600	8	3/4" Square
	EBT-72	150-1000	12.6	3/4" Square
	EBT-80	295-2000	13	1" Square
	EBT-92	590-2950	17.5	1" Square

Hydraulic Torquing/Tensioning Gauges

Manufacturer	Model	PSI Range
 (Hydraulic Tightening)	CPG-1500	0-10,000 psi
 (Tensioning)	CPG-1500	0-30,000 psi

Hydraulic Tools

Manufacturer	Model	PSI Range
HYTORC®	Vector	0-10,000 psi